

2025OT45JCVT5-E53--W8526U

2025 OUTLANDER SE 2.5 S-AWC  
4-DOOR SUV  
WHITE DIAMOND / L/GRAY



2.5L DOHC 4-CYLINDER DIRECT-INJECTION  
CONTINUOUSLY VARIABLE TRANSMISSION  
50-STATE EMISSIONS STANDARD

Mechanical Features

- 2.5L DOHC 4-cylinder Direct-Injection
- 8-Speed Continuously Variable Transmission (CVT)
- Super All-Wheel Control (S-AWC)
- Shift by wire
- Paddle shifters

Exterior Features

- LED low and high beam headlights
- LED fog lights
- LED daytime running lights
- LED Combination Tail Lights
- LED License Plate Light
- Headlight washers
- Automatic headlights
- Body-colored side mirrors w/ LED turn indicators
- Power folding side mirrors
- Heated side mirrors
- Front wiper de-icer
- Front rain-sensing wipers
- Handsfree Power liftgate with adjustable height
- Rear window defroster with timer
- Capless fuel filler
- 20-inch two-tone alloy wheels
- P255/45 R20 all-season tires
- Tire repair kit

Interior Features

- Leather-wrapped steering wheel
- Leather-wrapped shift knob
- 8-way power adjustable driver seat
- Heated front seats
- Synthetic leather suede seating surfaces
- 40:20:40 split type 2nd row seat with folding function
- 7 Passenger seating
- Auto-Dimming Rearview Mirror

Convenience Features

- 12.3" Smartphone-link Display Audio with Navigation
- Dynamic Sound Yamaha Premium (8 speakers)
- Wireless Apple CarPlay®
- SiriusXM Traffic & Travel Link with 90-day Trial Subscription
- 7.0" Multi-information display
- Smartphone wireless charger
- Bluetooth® wireless technology
- Steering wheel audio and phone controls
- Steering wheel voice recognition control
- Rear 2x USB-C
- Front 2x USB-C
- Center Console Box 1x USB-C
- Multi-view camera system
- Drive mode selector (Tarmac, Gravel, Snow, Normal, Eco, Mud)
- Dual-zone automatic climate control
- FAST-Key entry system w/ push button start
- Homelink® Garage Door Opener

Safety & Security

- Anti-lock Braking System (ABS) with Electronic Brakeforce Distribution (EBD) and brake assist
- Electronic parking brake with auto hold
- Active Stability Control (ASC)
- Hill Start Assist (HSA)
- Trailer Stability Assist (TSA)
- Tire Pressure Monitoring System (TPMS) with tire fill notification
- Automatic High Beam (AHB)
- Forward Collision Mitigation (FCM) with pedestrian detection
- Driver Attention Alert (DAA)
- MI-PILOT Assist w/ Navli-link
- Cruise Control (ACC) with Stop & Go
- Keep Assist (LKA)
- Departure Prevention (LDP)
- Sign Recognition (TSR)
- Blind Spot Warning (BSW) w/ Lane Change Assist (LCA)
- Rear Cross Traffic Alert (RCTA)
- Rear Automatic Emergency Braking (Rear AEB)
- Lane Departure Warning (LDW)
- Front parking sensors
- Rear parking sensors
- Advanced dual-stage front airbags
- Driver and passenger SRS knee airbags
- Side curtain SRS airbags
- Rear outer-board seat-mounted SRS side airbags
- Front seat-mounted SRS Center airbag
- Adjustable front seat shoulder belt anchors
- Three-point seatbelts with pretensioner for driver, passenger, outer sides of 2nd row seat
- LATCH (Lower Anchors and Tethers for CHildren) for 2nd row
- Seatbelt reminder for all seating positions
- Child safety rear door locks
- Anti-theft alarm system
- Anti-theft engine immobilizer
- Rear seat alert

Additional Equipment

White Diamond Paint \$595.00

Full Tank of Gas

INCLUDED

Mitsubishi Motors Confidence™

INCLUDED

- 10-Year/100,000-Mile Limited Powertrain Warranty
- 5-Year/Unlimited-Mile Roadside Assistance
- 2-Year/30,000-Mile Limited Maintenance (3 Oil Changes, 3 Tire Rotations and 1 Cabin Filter)
- See Participating Retailer for Details

Mitsubishi Connect Subscriptions

INCLUDED

- 5-year Safeguard Services trial, and
- 1-year Remote Services trial
- Enrollment required. Trial period starts at vehicle delivery. After trial, standard subscription costs apply.

SE Tech Package

\$3,200.00

- Dynamic Sound Yamaha Ultimate (12 Speakers)
- 12.3" Full Digital Driver Display
- Power Panoramic Sunroof

Acxy Door Ground Illumination

\$370.00

Tonneau Cover

\$210.00

Black Hood Emblem

\$170.00

Welcome Package

\$205.00

- Touch Up Paint Pen (Body Color)
- Console Tray Mat
- Floor Mats, Carpet
- Vehicle Manuals Binder


Hood Paint Protection Film

\$135.00

Grille Paint Protection Film

\$135.00

EPA DOT Fuel Economy and Environment



Gasoline Vehicle

Fuel Economy

**26** **MPG**  
combined city/hwy

Small SUVs range from 14 to 118 MPG.  
The best vehicle rates 140 MPGe.

**24** city  
**30** highway

**3.8** gallons per 100 miles

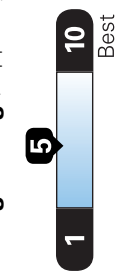
You spend **\$500**

more in fuel costs over 5 years compared to the average new vehicle.

Annual fuel cost

**\$2,000**

Fuel Economy & Greenhouse Gas Rating (tailpipe only)



This vehicle emits 342 grams CO<sub>2</sub> per mile. The best emits 0 grams per mile (tailpipe only). Producing and distributing fuel also create emissions; learn more at fueleconomy.gov.

Actual results will vary for many reasons, including driving conditions and how you drive and maintain your vehicle. The average new vehicle gets 28 MPG and costs \$9500 to fuel over 5 years. Cost estimates are based on 15000 miles per year at \$3.50 per gallon. MPGe is miles per gasoline gallon equivalent. Vehicle emissions are a significant cause of climate change and smog.

fueleconomy.gov

Calculate personalized estimates and compare vehicles



10-year

**100,000-mile**  
LIMITED POWERTRAIN WARRANTY

**10<sup>YEAR</sup>/100,000<sup>MILE</sup>** **7<sup>YEAR</sup>/100,000<sup>MILE</sup>**  
POWERTRAIN ANTI-CORROSION/PERFORMANCE  
**5<sup>YEAR</sup>/60,000<sup>MILE</sup>** **5<sup>YEAR</sup>/UNLIMITED<sup>MILE</sup>**  
BUMPER-TO-BUMPER ROADSIDE ASSISTANCE

\*See participating Retailer for Limited Warranty and Roadside Assistance terms and conditions.

Parts Content Information

For vehicles in this carline:

U.S./Canadian Parts Content: **4%**  
Major Sources of Foreign Parts Content: **JAPAN 85%**

For this vehicle:

Final Assembly Point: **OKAZAKI, JAPAN**

Country of Origin: **JAPAN**  
Engine: **JAPAN**  
Transmission: **JAPAN**

Note: Parts content does not include final assembly, distribution, or other non-parts costs.

GOVERNMENT 5-STAR SAFETY RATINGS

Overall Vehicle Score

To be Rated  
Based on the combined ratings of frontal, side and rollover. Should ONLY be compared to other vehicles of similar size and weight.

Frontal Crash

To be Rated

Based on the risk of injury in a frontal impact. Should ONLY be compared to other vehicles of similar size and weight.

Side Crash

To be Rated

Based on the risk of injury in a side impact.

Rollover


★★★★★

Based on the risk of rollover in a single-vehicle crash.

Star ratings range from 1 to 5 stars (★★★★★) with 5 being the highest.  
Source: National Highway Traffic Safety Administration (NHTSA).

www.safercar.gov or 1-888-327-4236

**MSRP\*: \$34,195.00**  
**Total Additional Equipment: \$5,020.00**  
**Subtotal: \$39,215.00**  
**Destination/Handling: \$1,595.00**  
**Total MSRP\*: \$40,810.00**  
\*MSRP (Manufacturer's Suggested Retail Price)



Method of Transport: TRUCK  
Plant/Port of Entry: BALTIMORE, MD  
**Cumulative Accessory Weight is 12.9 lbs**  
VIN : JA4J4VA82SZ025694  
Route Code : TBR

Gasoline, license and title fees, applicable federal, state and local taxes and dealer and distributor installed options and accessories are not included in the manufacturer's suggested retail price. This label has been applied to this vehicle pursuant to federal law and cannot be moved or altered prior to delivery to the ultimate purchaser.

Visit us at [www.mitsubishicars.com](http://www.mitsubishicars.com)

Cumulative Accessory Weight is 12.9 lbs